

SLOTH BEAR (*MELURSUS URSINUS*) ENRICHMENT AND TRAINING AT SMITHSONIAN'S NATIONAL ZOO

Mindy Babitz, Smithsonian's National Zoological Park

Bears are highly intelligent animals that require a great deal of mental stimulation in captivity. At the National Zoo's Asia Trail the sloth bears are provided with a variety of enrichment options. Many of these activities can be done inexpensively with materials we already have on hand or which can easily be collected from staff and volunteers. Other activities make use of the pre-fabricated enrichment items sold online through companies like Boomer Ball and Otto Environmental. The sloth bears are also trained a variety of behaviors as part of their enrichment program, as well as for husbandry reasons. The video shows our bears interacting with a variety of enrichment as well as some of the behaviors we train with them.

Examples of Enrichment

Feeder Toys

Tubes, Pills, Bobbins, and Tires



Spade drill bits for drilling holes in feeder toys

Otto Environmental
www.ottoenvironmental.com


Balls, Teasers, Bobbins, and Floats




Barrels and PVC



Hanging Toys & Furniture



Paper Products




Sheets & Rags



Substrates & Furniture

Treats can be hidden in substrates & log holes



Household Items & Frozen Treats



Heavy duty metal bowls, cloth bags, Frisbees, herbs, spices & extracts, etc.



Examples of Training

TARGET

- Visual: target stick at mesh or glass
- Criteria: nose touching target



STATION

- Visual:
station on
mesh
- Criteria:
sitting or
standing
with face
at station



STAND

- Visual:
palm up
towards
ceiling
- Criteria:
standing
with 4
paws on
ground



SIDE

- Visual: hand facing left or right, palm towards mesh, moving the way bear should face



- Criteria: standing with 4 paws on ground, side pushed up against mesh, in direction is hand moving

SIT

- Visual: hand up, palm towards mesh
- Criteria: sitting with paws down



FEET

- Visual: index fingers pointing outwards at mesh where feet should be placed
- Criteria: sitting, legs apart, back paws against mesh so feet can be touched



LAY

- Visual: hand up with palm facing direction bear should lay down, then swing arm down 90 degrees
- Criteria: laying on side with all 4 paws off ground



OPEN

- Visual:
thumb and
forefinger go
from closed to
open position
- Criteria:
mouth open
all the way;
hold until
bridged



UP

- Visual:
index finger
pointing up
- Criteria:
standing
upright with
back paws
on ground,
front paws
on mesh



BELLY

- Visual: hands up, palms facing mesh, fingers wiggling
- Criteria: in up position, pushes belly against mesh and allows it to be touched

